

## 2023 New High End Sport Car Porsche Panamera Luxury Car Porsche Panamera Sedan Palameika Low Tax

### Our Product Introduction

#### Basic Information

- Place of Origin: China
- Brand Name: Porsche
- Certification: VDA, TUV ,ISO
- Model Number: Panamera
- Minimum Order Quantity: 1
- Price: \$136000-338000/units
- Packaging Details: by sea, by trailer, rail via containers, LCL and RO-RO vessel
- Delivery Time: 7 working days
- Payment Terms: L/C, D/A, D/P, T/T, Western Union, MoneyGram
- Supply Ability: 1-10 units 15 - 20 working days, 10-30 units 20-30 working days, 30-50 units ≥30 working days

R·CHENG





#### Product Specification

- Product Name: Porsche Panamera
- Steering: Left
- Fuel: Gas/Petrol
- Dimension: 5199x1937x1432MM
- Type: Sedan
- Seats: 4/5
- Torque: 820N.m
- Name: 2023 New High End Sport Car Porsche Panamera Luxury Car Porsche Panamera Sedan Palameika Low Tax
- Highlight: Porsche Panamera Sedan Palameika, 270KM/H Porsche Panamera Luxury Car, 275/35 R21 Tire Sport Car



#### More Images



## Product Description

2023 New High End Sport Car Porsche Panamera Luxury Car Porsche Paramera Sedan Palameila Low Tax Luxury Car For Import

Introducing the **Porsche Panamera**, the pinnacle of luxury sports sedans. This four-door vehicle seamlessly combines power, style, and sophistication with a touch of sports car DNA.

The Panamera's exterior design is a masterclass in sleek lines and athletic curves, while its interior is a haven of luxury and comfort. The cabin is equipped with the latest technology, including a state-of-the-art infotainment system and a driver assistance package that takes the driving experience to the next level.

The Panamera is powered by a range of turbocharged engines that offer both performance and efficiency. The flagship model, the Panamera Turbo S, boasts a twin-turbocharged V8 engine that produces 590 hp, enough to propel this sedan from 0 to 60 mph in under 3.0 seconds.

The Panamera's sporty handling and excellent braking system make it a true driver's car. With its adaptive air suspension and rear-axle steering, the Panamera corners like a sports car while offering the ride comfort expected from a luxury vehicle.

The Porsche Panamera is the perfect blend of performance, style, and luxury. It's a vehicle that commands attention, whether on the open road or at the country club. The Panamera is the ultimate expression of Porsche's engineering excellence and its ability to deliver the ultimate driving experience.

Max. Speed (km)	270KM/H
Length*Width*Height (mm)	5199x1937x1428mm
Wheelbase (mm)	2950mm
Body Structure	5 seats, 5 doors
Tire Specification	275/35 R21
Driving Mode	Front-engine Front-wheel drive FR layout
Fuel Oil Type	95# Gasline
General Oil Consumption (NEDC)	10.2L
Tank Capacity (L)	75L
Displacement (L)	2.9L
Valve Mechanism	DOHC
Fuel	Gas/Petrol
Engine Type	Turbo
Cylinders	6
Air Intake Type	Turbocharger
Front Suspension	Double fork arm independent suspension
Rear Suspension	Multi-link independent suspension
Forward Shift Number	8
Maximum Torque(N·m)	450N·m
Sunroof Type	Segmented open skylight
Sensory Trunk	Yes
Number of Seats	4
Lane Dispatch Warming System	Yes

Cruise System	Yes
Drive	FWD
Steering System	Electric
Parking Brake	Electric
Brake System	Front disc+Rear dsic
Tire Size	R21
Airbags	6
TPMS(Tire Pressure Monitor System)	Yes
ABS(Antilock Braking System)	Yes
ESC(Electronic Stability Control System)	Yes
Radar	10 ultrasonic radars +5 milimeter radars
Rear Camera	360°
Cruise Control	ACC
Sunroof	Panoramic sunroof
Roof rack	Aluminium alloy
Steering Wheel	Multi-function
Seats Material	Nappa Leather
Interior Color	Dark/Blue
Driver's Seat Adjustment	Electric
Copilot Seat Adjustment	Electric
Touch Screen	Yes
Car Entertainment System	Yes
Air Conditioner	Automatic
Headlight	LED
Daytime Light	LED
Front Window	Electric
Rear Window	Electric
Exterior Rearview Mirror	Electric adjustment
Vehicle Weight (kg)	1895kg
Vehicle Warranty	3 Years/ 100,000 KM

## Porsche Panamera

# PORSCHE PANAMERA

Luxury high-performance coupe

5.6s  
0-100km/h acceleration

270km/h  
Max. speed

243 kW/330 PS  
Maximum Power



## *Panamera* APPEARANCE DESIGN

#

Streamlined, dynamic body posture,  
well-defined muscle lines.

- ▶ Panoramic sunroof
- ▶ LED headlights with Porsche Dynamic Lighting System (PDLS)
- ▶ 21-inch panamera exclusive design wheels

»»»»



Streamlined, dynamic body posture,  
well-defined muscle lines.

Panoramic sunroof

LED headlights with Porsche Dynamic Lighting System (PDLS)

21-inch panamera exclusive design wheels

## Panamera DYNAMIC TRIM

#

### Sports car grade ergonomics

- ▶ Head-up display system
- ▶ Up-tilting center console
- ▶ Analog tachometer in the center of the instrument cluster
- ▶ Flat dashboard

»»»»



Sports car grade ergonomics  
Head-up display system  
Up-tilting center console  
Analog tachometer in the center of the instrument cluster  
Flat dashboard



## *Panamera* HIGH PERFORMANCE

---

#

### Newly designed chassis system

- ▶ The diameter of front brake discs is up to 420 mm
- ▶ The diameter of rear brake discs is up to 410 mm
- ▶ Sport Chrono assembly with 4 modes switch


»»»»



Newly designed chassis system

The diameter of front brake discs is up to 420 mmThe diameter of rear brake discs is up to 410 mmSport Chrono assembly with 4 modes switch

# Panamera CAR DISPLAY



► Interiors may vary



## Panamera HOT COLOR



● WHITE



● ORANGE



● SILVER



● RED



● GREEN



● BLACK



● BLUE

### FAQ:

1Q. Which brand electric car could you supply?

A: Porsche Panamera and any brand you want.

2Q. What kind of payment terms can be acceptable?

A: We're flexible for payment terms, including L/C, D/A, D/P, T/T, Western Union, MoneyGram.

3Q. What's your minimum Order quantity?

A: 1unit.

4Q. What's your supportive policy for distributors In overseas market?

A: We support in many aspects including marketing, promotion, product development/Improvements, service training, advertising etc.

5Q: What is your shipping type and delivery time?

A: By sea, by trailer, rail via containers, LCL and RO-RO vesse.l

 **Chengdu Ruicheng Automobile Service Co., Ltd.**



19158810053



mango@ruichengauto.com



electriccars-ev.com

Hall 5, No. 1, Yinhe Road, Damian Street Chengdu City, Sichuan Province, China